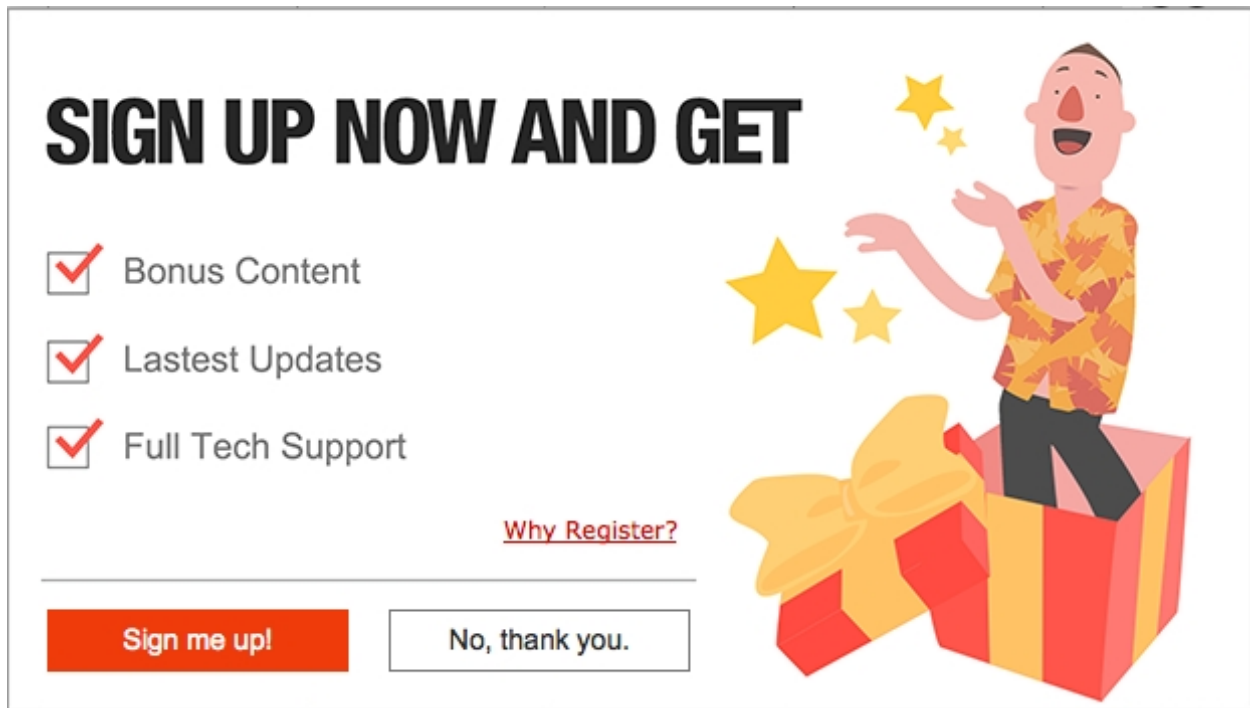


How do CTA3 Mac App Store users get the bonus content?

Note: If you have purchased from the App Store, then you do not need to register the product through a serial number since the App Store does not provide a serial number. However, the product will automatically be registered under your account once you complete the Bonus Pack download process.

Steps: -

1) Once you startup the Reallusion program, click "Sign me up!" on the "SIGN UP NOW AND GET" screen.

A screenshot of a software registration window titled "SIGN UP NOW AND GET". On the left, there are three checked checkboxes: "Bonus Content", "Lastest Updates", and "Full Tech Support". Below these is a link "Why Register?". At the bottom left are two buttons: "Sign me up!" (orange) and "No, thank you." (white). On the right, there is a cartoon illustration of a man in a yellow and orange patterned shirt sitting inside a large red and yellow striped gift box, with several yellow stars floating around him.

SIGN UP NOW AND GET

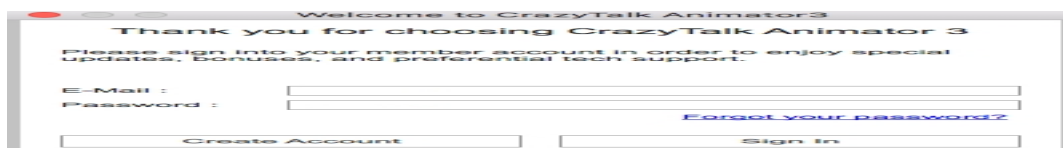
- ☒ Bonus Content
- ☒ Lastest Updates
- ☒ Full Tech Support

[Why Register?](#)

Sign me up! No, thank you.

2) Then, another screen will be pop-up for you to register or create your account. Please Sign In accordingly. This will automatically register your product under your login.

If you are a new Reallusion member, click "Create Account" button to register as a new member.

A screenshot of a software registration window titled "Welcome to CrazyTalk Animator3". It says "Thank you for choosing CrazyTalk Animator 3" and "Please sign into your member account in order to enjoy special updates, bonuses, and preferential tech support." Below this are input fields for "E-Mail:" and "Password:". To the right of the password field is a link "Forgot your password?". At the bottom are two buttons: "Create Account" and "Sign In".

Welcome to CrazyTalk Animator3

Thank you for choosing CrazyTalk Animator 3

Please sign into your member account in order to enjoy special updates, bonuses, and preferential tech support.

E-Mail :

Password : [Forgot your password?](#)


How do CTA3 Mac App Store users get the bonus content?

3) After product registration, login to the Reallusion member page.

4) Go to the "Registration" page, then select your product's "Download".

Type	Category	Product	Platform	Registered Date(UTC)	Serial Number	Download	Activated Number	Additional License
Product	Mac CrazyTalk Animator	CrazyTalk Animator 3 PRO (Mac Version) – Apple Store	Mac	10/31/2017	Resend [Redacted]	Download	0	0

5) In the Product Information page, you can find the resource pack/bonus download section for the product you purchased. You may click the download link accordingly.




Product Information

CrazyTalk Animator 3 PRO (Mac Version) – Apple Store


RESOURCE PACK

CTA_resource_Pack_Mac_Apple.pkg
133 MB



BONUS

CTA_Bonus_Pack_Apple.pkg
146 MB



6) It is recommended to save the bonus content installer for future re-installation, since the bonus content will be overwritten once the

How do CTA3 Mac App Store users get the bonus content?

Mac App Store updates the application.

Reallusion FAQ

<https://kb.reallusion.com/Product/52548/How-do-CTA3-Mac-App-Store-users-get-the-bonus-content>