


XP-PEN Software Redemption Instructions

1) Visit the [Reallusion's Voucher Activation page](#) to begin the process of redeeming your key. Please note that you can return to this link at any point to redeem a new key after account creation.

2) Sign in or create your Reallusion account:



VOUCHER ACTIVATION



Please sign in your Reallusion account to continue the redeem process.

[Sign In / Create an account](#)

a. If you do not already have an account, click "Create an Account".

Member Login

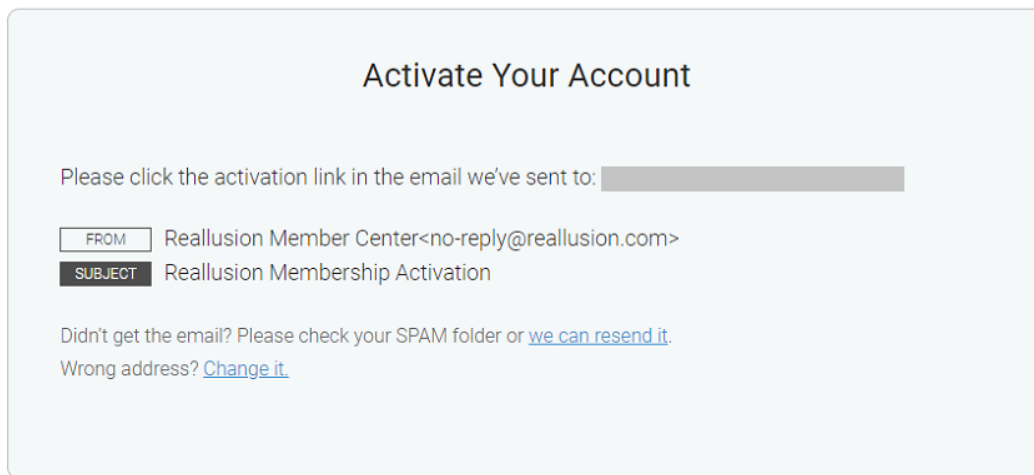
With a Reallusion account you will be able to shop in all stores and take advantage of the many free member benefits. You will also be able to participate in the Reallusion community.

<input type="text" value="Email"/>	 Connect with Facebook
<input type="password" value="Password"/>	 Connect with Google
<input type="checkbox"/> Remember Me	
Sign in	Create an account
Forgot Password?	Resend Activation
Need help?	Member Level & Benefits


b. You will be informed that you will need to activate your account to proceed. Note: If you are not receiving your activation for your account you can resend it or change the email address from this page. If you are still not receiving the email please reach out to [Reallusion's](#)

XP-PEN Software Redemption Instructions

[Support team:](#)



c. Locate the email and "Complete Your Registration":



d. You will be routed to a new page confirming your activation where you can click the "OK" to precede with redeeming your voucher:



XP-PEN Software Redemption Instructions

3) Locate the key from your purchase on your XP-PEN download page to use in the next activation step.

4) Enter your voucher code over at the [Reallusion Voucher Activation](#) page and click "Activate":

VOUCHER ACTIVATION

Enter the voucher code to activate the Product to below member account.

Member account:

Voucher Code:

☒ I acknowledge that I have read, understand, and agree to Reallusion [AP EULA](#) and [Content EULA](#).

Activate

Note: Make sure the box is clicked after you read the provided EULAs.

5) You will see the product successfully activated here! Click "Download Now" to download your product.

VOUCHER ACTIVATION

You have successfully activated below product: **Cartoon Animator 4 Pipeline**

Download Now **Input Another Code**

6) Clicking "Download Now" will link you to your "Order History".

XP-PEN Software Redemption Instructions

In Order History page, click "Download" to access the download links including installer, bonus download links and serial numbers (if available):

Order History

You can search your purchased products or content packs by product name, product type, or order id.

[View Complete Order History](#)

Export Order

☐ Exclude orders for the purchase of DA Points

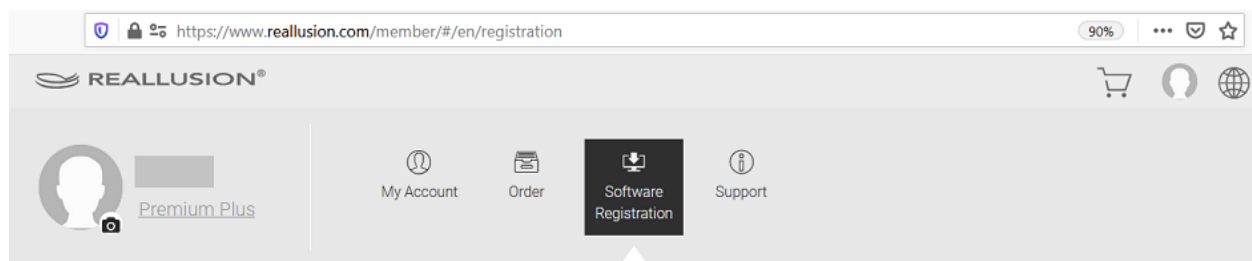
1 items in 1 pages page 1

Order(s) E-Delivery Information

Order ID: cv_2wqbm2ru_Free

OrderID	Product	Qty	Price	Date(UTC)	Download	Export	More Info
N/A	Cartoon Animator 4 Pipeline	1	N/A	09/10/2020 (Voucher)	Download	N/A	

7) While your product is downloading, you can proceed with claiming your serial numbers for the product. To do so, head over to the [registration page](#) for your Reallusion account:



8) Scrolling down to the bottom of this page will reveal the products you have tied to your account. Clicking the "Resend" button under the Serial Number column will prompt you to input your Reallusion account password.

XP-PEN Software Redemption Instructions



- 9) Once you have successfully submitted your Reallusion account password, your key will be revealed.
- 10) You can input this key when prompted during installation.

A screenshot of the 'Cartoon Animator v4.1 Setup' window. The window has a title bar with the text 'Cartoon Animator v4.1' and a close button. The main content area is titled 'Customer Information' and contains the text 'Please enter your information.' Below this, there is a paragraph of text: 'Please enter your name, the name of the company for which you work, the computer name that you want to identify this computer for your license, and the product serial number.' This is followed by another paragraph: 'All information is kept confidential, Reallusion does not sell, trade or exchange lists with any other organization.' There are four input fields: 'User Name:' with the text 'Windows User', 'Company Name:' with the text 'Your Company', 'Computer Name:' which is empty, and 'Serial Number:' which is highlighted with a red rectangular border. At the bottom of the window, there is a footer with the text 'InstallShield' and three buttons: '< Back', 'Next >', and 'Cancel'.

Please reach out to [Reallusion's Technical Support team](#) for any technical issues with these programs.

XP-PEN Software Redemption Instructions

11) Once program installation is completed, download and install your Bonus Pack: -

<https://kb.reallusion.com/Product/52849/How-to-get-the-Bonus-Pack-in-Cartoon->

12) Now we also provide a Reallusion 20th anniversary special gift for our CTA4 members. If you:

- Obtained CTA4 365 days plan before Nov. 3rd , 2020, please collect this gift via log into below link:

<https://www.reallusion.com/event/freeproduct/default.aspx?cid=226&chk=490ec4>

- Obtained CTA4 365 days plan Windows Version after Nov. 3rd , 2020, please collect this gift via log into below link:

<https://www.reallusion.com/event/freeproduct/default.aspx?cid=227&chk=8b52ae>

- Obtained CTA4 365 days plan Mac Version after Nov. 3rd , 2020, please collect this gift via log into below link:

<https://www.reallusion.com/event/freeproduct/default.aspx?cid=228&chk=10957>

13) Click the 'Link' in 'License key / Voucher code' section and open it with a new browser window. It will lead you to the Animation 101 website to create an account in order to view the training courses online.

Product Name	Quantity	Platform	Language	Download
12 Principles of Animation in Cartoon Animator	1	Windows / Mac	English	N/A
<div>License key / Voucher code: Link</div>				

XP-PEN Software Redemption Instructions

Reallusion FAQ

<https://kb.reallusion.com/Purchase/52941/XPPEN-Software-Redemption-Instructions>