

Reallusion Software Redemption Instructions for Movavi

1) Visit the [Reallusion member page](#) to begin the process of register your serial number (license key).

2) Sign in or create your Reallusion account:

a. If you do not already have an account, click "Create an Account".


Member Login


With a Reallusion account you will be able to shop in all stores and take advantage of the many free member benefits. You will also be able to participate in the Reallusion community.

☐ Remember Me

[Forgot Password?](#)
[Need help?](#)

[Resend Activation](#)
[Member Level & Benefits](#)

 Connect with Facebook

 Connect with Google

b. You will be informed that you will need to activate your account to proceed. Note: If you are not receiving your activation for your account you can resend it or change the email address from this page. If you are still not receiving the email please reach out to Reallusion's Support team (activate@reallusion.com):

Activate Your Account

Please click the activation link in the email we've sent to:

FROM

Reallusion Member Center<no-reply@reallusion.com>


SUBJECT

Reallusion Membership Activation

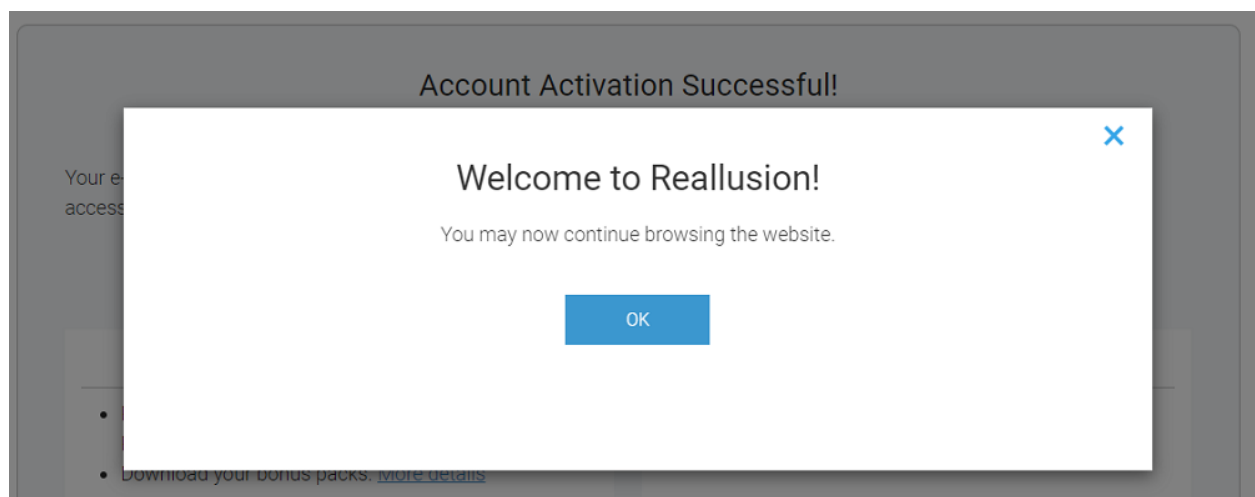
Didn't get the email? Please check your SPAM folder or [we can resend it](#).
Wrong address? [Change it](#).

Reallusion Software Redemption Instructions for Movavi

c. Locate the email and "Complete Your Registration":



d. You will be routed to a new page confirming your activation where you can click the "OK" to precede with registering your serial number:



3) Locate the serial number (license key) from Movavi's order information to use in the next step.

4) Enter your serial number (license key) over at the Reallusion Software Registration page and click "Registration":

Register Product & Download Patch/Bonus

Please enter your serial number to register your product.

Registration

5) You will see the product successfully registered.

6) Please install [Reallusion HUB](#) first to better manage the whole installation process.

7) After downloading and installing Reallusion HUB, you will need to log in your member account in HUB, too.

×


Please sign in Reallusion Hub


Email

Password

Sign in

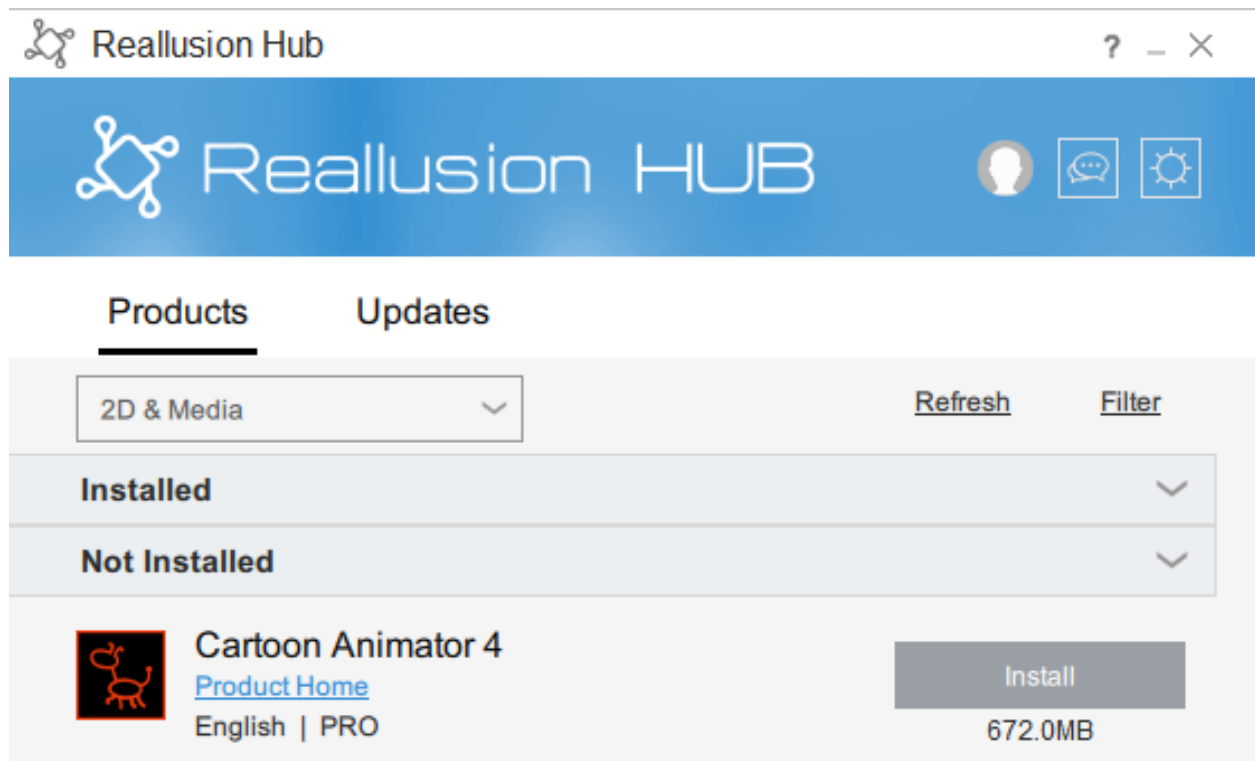
[Forgot Password?](#)
Don't have an account? [Sign up](#)

 Sign in with Facebook

 Sign in with Google

By signing up I agree to Reallusion's [Terms of Use](#) and [Privacy Policy](#).

8) When you successfully log in, you will see your product (Cartoon Animator 4 PRO) is listed in HUB. Click "install" and follow the instruction to complete the whole installation process.



Please reach out to Reallusion's Technical Support team for any technical issues with these programs.

How to Engage Support Team:

<http://kb.reallusion.com/General/50108/How-to-engage-Support-Team>

Reallusion FAQ

<https://kb.reallusion.com/Purchase/52950/Reallusion-Software-Redemption-Instructions-for-Movavi>