

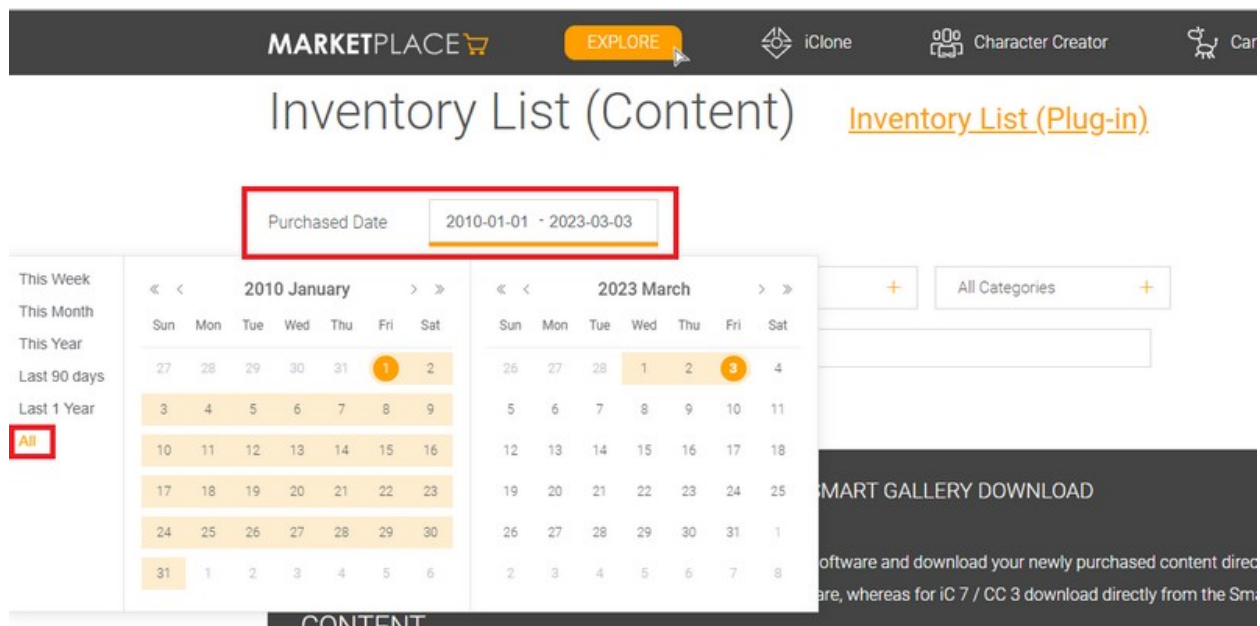
How to find all of the content I've purchased on the Content Store, ActorCore and Marketplace?

You may have purchased content from these three stores: Content store, ActorCore, Marketplace. But if you cannot remember which store you bought the content from then you can still find all your purchased content via Marketplace Inventory list:

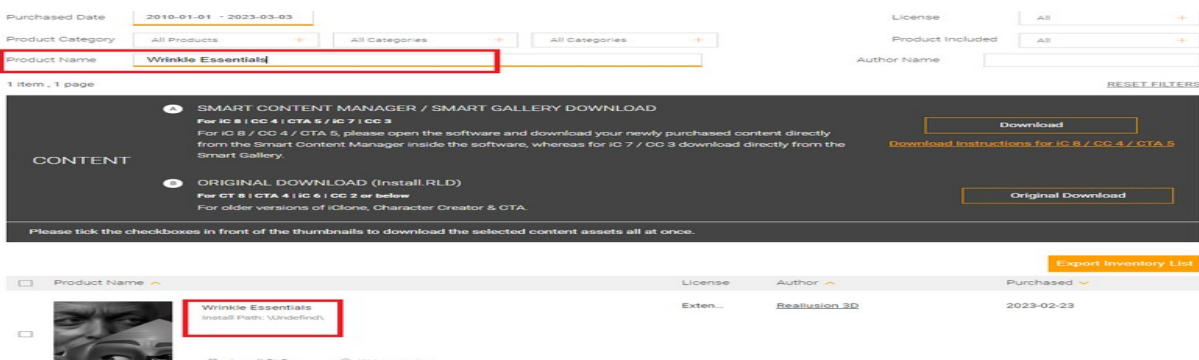
<https://marketplace.reallusion.com/inventory-list>

Then, here are the steps:

1) Choose Purchased Date to "All".

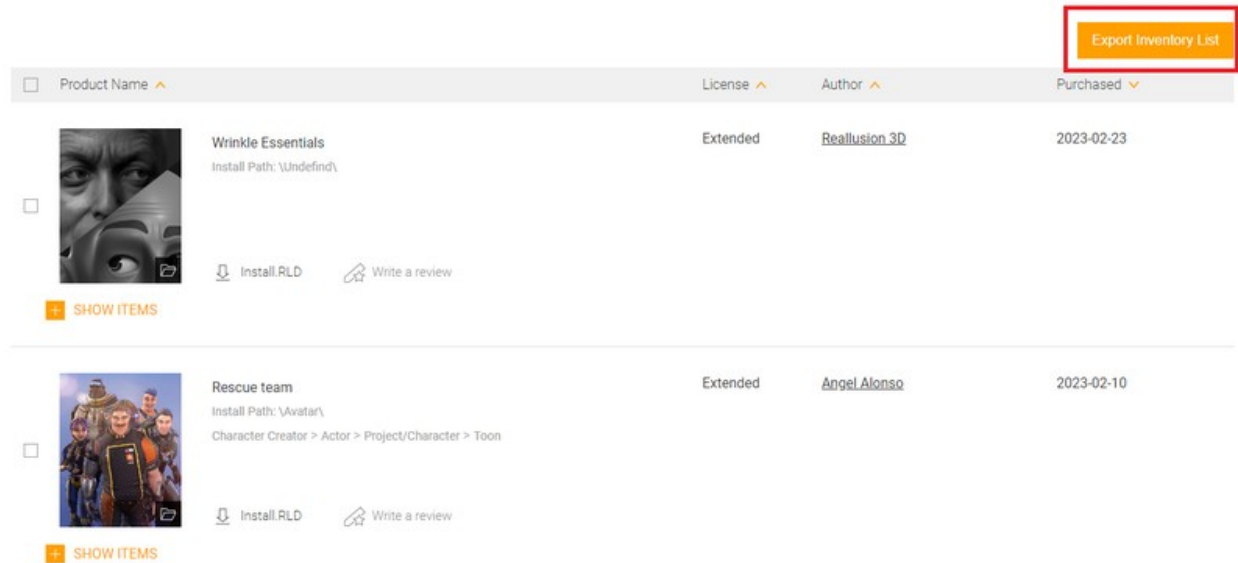


2) Inside you will see the items you've purchased from the three stores. You can search by items:





How to find all of the content I've purchased on the Content Store, ActorCore and Marketplace?

3) You can also click "Export Inventory List" to export all your content history as a CSV file.



The screenshot displays a user's content inventory page. At the top right, there is a button labeled "Export Inventory List" highlighted with a red box. Below this, the inventory is presented in a table with columns for Product Name, License, Author, and Purchased. Two items are listed:

Product Name	License	Author	Purchased
 Wrinkle Essentials Install Path: \Undefined\	Extended	Reallusion 3D	2023-02-23
 Rescue team Install Path: \Avatar\ Character Creator > Actor > Project/Character > Toon	Extended	Angel Alonso	2023-02-10

Each item row includes a checkbox on the left, an "Install.RLD" button, a "Write a review" button, and a "SHOW ITEMS" button.

Reallusion FAQ

<https://kb.reallusion.com/Purchase/53129/How-to-find-all-of-the-content-I've-purchased-on-the-Content-S>